



# **Chhattisgarh Unified Industrial Portal**

Government of Chhattisgarh

***User Manual***

***For***

***Raising & Accelerating MSME  
Performance***

***(Entity)***

## Table of Contents

1. Overview.....	1
2. How to Get Started.....	1
3. Raising & Accelerating MSME Performance .....	1
4. How to Register & Login for Entity User’s.....	2
4.1. Signup .....	2
4.2. Login.....	3
4.3. Registration Form .....	4
5. Entity Dashboard.....	7
6. View Profile .....	7

## 1. Overview

The Raising and Accelerating MSME Performance (RAMP) programme is a World Bank-supported Central Sector Scheme of the Ministry of MSME, Government of India. It focuses on strengthening MSME competitiveness by improving market access, credit availability, institutional capacity, Centre-State coordination, addressing delayed payments, and promoting greening of MSMEs.

The program supports both Central and State Governments in implementing reforms and capacity-building initiatives through a structured and result-oriented approach. It also promotes digitization, ease of doing business, and formalization of MSMEs.

## 2. How to Get Started

Enter the website URL (<https://invest.cg.gov.in>) in the browser and the page navigates to the landing page of the One Click –Single Window System.

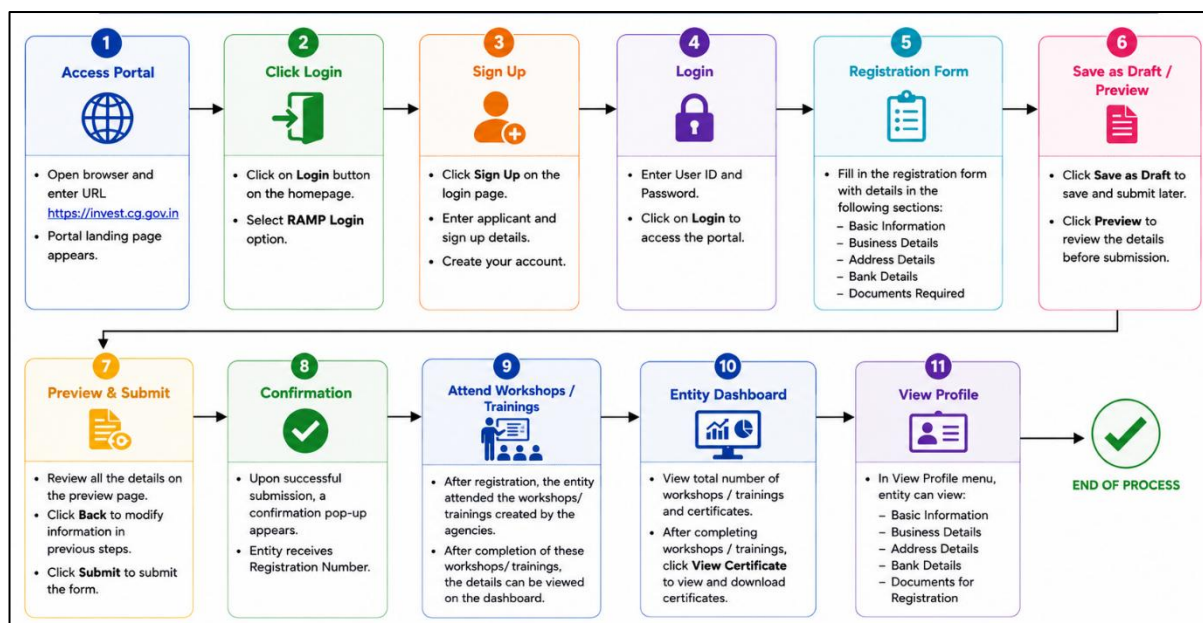


**Figure 1: Homepage Screen**

## 3. Raising & Accelerating MSME Performance

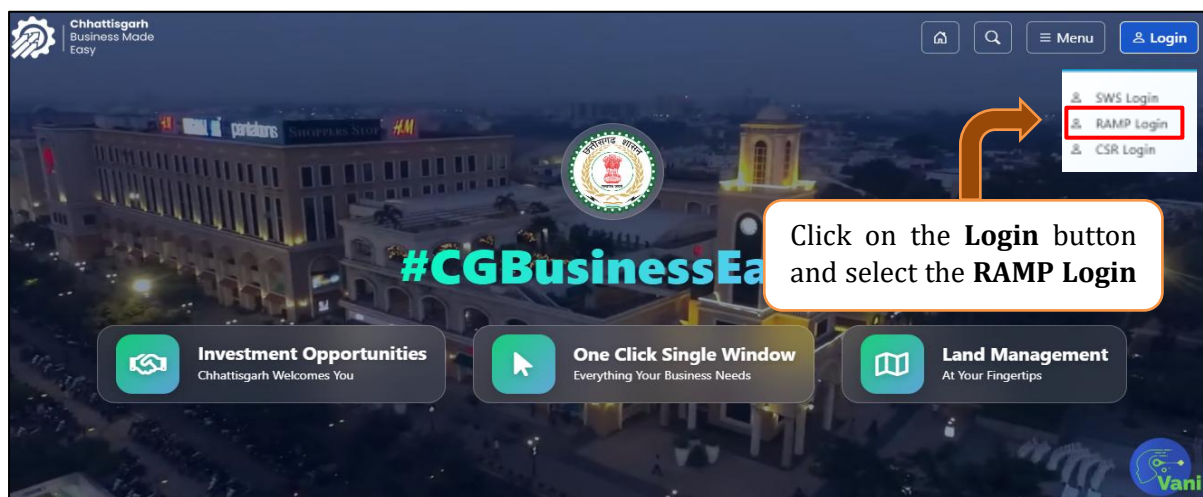
The Raising and Accelerating MSME Performance (RAMP) Training and Registration Portal provides MSMEs with real-time information on trainings and programme activities. It digitises the complete workflow, including registration, attendance, and certificate generation, ensuring transparency and accurate data management. The portal also supports effective monitoring and strengthens MSME capacity development across the State.

## Entity User Workflow:



## 4. How to Register & Login for Entity User's

To access Raising and Accelerating MSME Performance (RAMP) functionalities, users must first register on the portal. After successful registration, users can log in using their credentials.



**Figure 4.1: RAMP Login**

### 4.1. Signup

After clicking the RAMP Login option, the login page appears on the screen, as shown in figure.

**Figure 4.2: Login Screen**

Click the Sign Up option to create account and enter the applicant's basic details and signup details.

**Figure 4.3: Signup Screen**

## 4.2. Login

After successful signup, the login screen appears. The user can log in to the Raising and Accelerating MSME Performance (RAMP) portal after entering their user id and password, as shown in the figure.

User enters the Login User ID and Password

## Login to your account

User ID

Password

I'm not a robot reCAPTCHA

Login

[Forgot Password?](#) [Sign Up](#) [Back to Home](#)

**Raising & Accelerating MSME Performance**

उत्थारण , उत्सर्जन , उत्कृष्टता  
सूक्ष्म, लघु एवं मध्यम उद्यम मंत्रालय  
भारत सरकार

*Figure 4.4: Login Page*

### 4.3. Registration Form

After login, the registration form screen appears. Enter the required details in the Basic Information, Business Details, Address, Bank Details, and Documents Required for Registration sections, as shown in the figure.

### Basic Information

Name of Applicant \*

Enterprise Name \*

Gender \*  Male  Female  Others

Social Category \*  General  OBC  SC  ST

Enterprise Type \*  Micro  Small  Medium  Not Applicable

GST No.

Mobile No.\*

Email ID \*

DOB \*

Father's Name \*

Do you have a PAN ?\*  Yes  No

### Business Details

Udyam Registration Number

Establishment Type

Business Description

Products Offered \*

Preferred E-commerce Platform \*

Digital Marketing Platform \*

Interested in Future Training Programs? \*

Interested in Alternative Business Funding? \*

Choose Training Program \*

Are you registered through an agency?\*  Yes  No

Agency Name \*

### Address

Location\*  Rural  Urban

Full Address\*

District\*

Block\*

Tehsil\*

Village/Town\*

PIN\*

### Bank Details

Account Number

IFSC Code

### Documents Required for Registration

Photograph of the Owner \*

Udyam Certificate

Business Logo

Scan Signature of the Owner

Pan Card

GST Certificate

Photocopy of Cheque / Passbook

The information you provide will help us strengthen and support your enterprise. All details will be kept strictly confidential and secure.

To save the details in the draft format and submit it later, click on the **Save as Draft** button

Click the **Preview** button to proceed with the registration form

**Figure 4.5: Registration Form**

After clicking the Preview button, review the details and submit the registration form, as show in the figure.

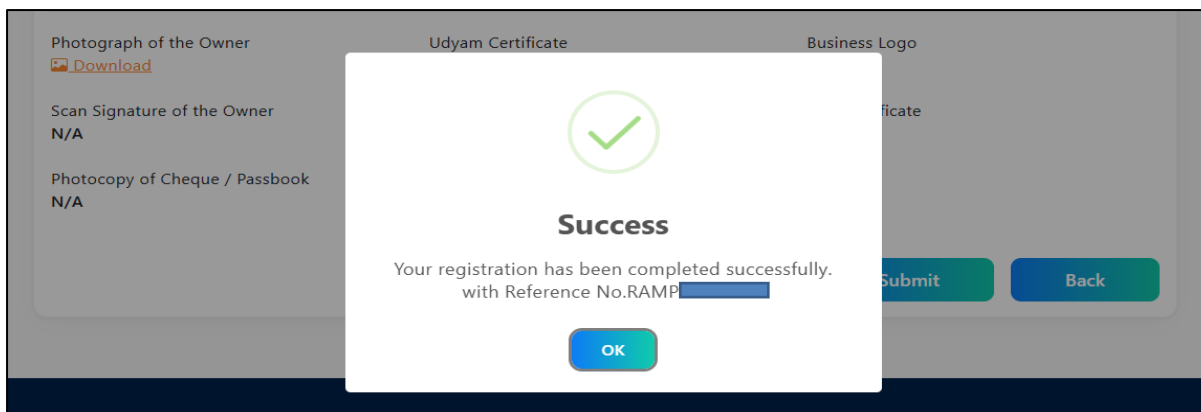
The screenshot displays the 'Registration Preview Page' with the following sections and data:

- Entity Details** (with a '← Back' button in the top right)
- Basic Information**
  - Name of Applicant: [Redacted]
  - Enterprise Name: [Redacted]
  - Gender: Female
  - Social Category: ST
  - Enterprise Type: Medium
  - GST No.: N/A
  - Mobile No.: [Redacted]
  - Email ID: [Redacted]
  - DOB: [Redacted]
  - Father's Name: [Redacted]
  - Do you have a PAN?: No
  - PAN Number: N/A
- Business Details**
  - Udyam Registration Number: N/A
  - Establishment Type: N/A
  - Business Description: N/A
  - Products Offered: Cotton Candy
  - Preferred E-commerce Platform: Amazon (B2B & B2C)
  - Digital Marketing Platform: Instagram, Facebook
  - Interested in Training Program: Online Sales (Orders, Returns, Customer Service)
  - Interested in Alternative Business Funding: MSE Stock Exchange (NSE / BSE) / IPO
  - Training Program: Advanced Training
  - Are you Register through Agency?: Yes
  - Agency Name: [Redacted]
- Address**
  - Location: Rural
  - Full Address: [Redacted]
  - District: Balod
  - Block: Balod
  - Tehsil: Gunderdehi
  - Village Name: Bhothali
  - PIN: 492013
- Bank Details**
  - Account Number: N/A
  - IFSC Code: N/A
- Documents Required for Registration**
  - Photograph of the Owner: [Download]
  - Udyam Certificate: N/A
  - Business Logo: N/A
  - Scan Signature of the Owner: N/A
  - Pan Card: N/A
  - GST Certificate: N/A
  - Photocopy of Cheque / Passbook: N/A

At the bottom right, there are two buttons: 'Submit' and 'Back'. An orange callout box with an arrow pointing to the 'Back' button contains the text: "Users can click the **Back** button to modify information entered in previous steps". Another orange callout box with an arrow pointing to the 'Submit' button contains the text: "Click the **Submit** button to submit the form".

**Figure 4.6: Registration Preview Page**

Upon successful submission of the registration form, a confirmation pop-up will appear on the screen, and the entity will receive a registration number, as shown in the figure.

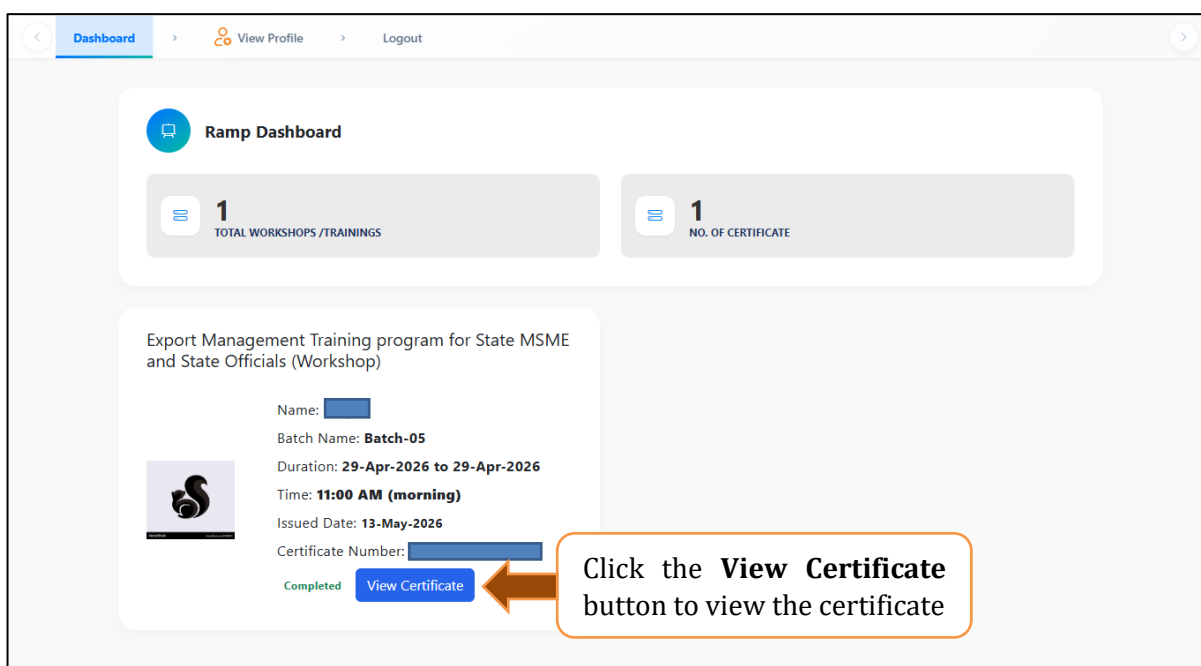


**Figure 4.7: Confirmation Pop-up Screen**

After registration, the entity attends the workshops/trainings created by the agencies. Then after completion of these workshops/trainings, the details can be viewed on the dashboard.

## 5. Entity Dashboard

The entity can view the total number of workshops/trainings and certificates on the dashboard. After completing the workshops/trainings, the entity can also view and download the corresponding certificates.



**Figure 4.8: Entity Dashboard**

## 6. View Profile

In the View Profile menu, the entity can view Basic Information, Business Details, Address Details, Bank Details, and the documents required for registration, as shown in the figure.

Dashboard >
View Profile
Logout

← Back

### Entity Details

#### Basic Information

Name of Applicant [REDACTED]	Enterprise Name [REDACTED]	Gender Female
Social Category ST	Enterprise Type Medium	
GST No. N/A	Mobile No. [REDACTED]	Email ID N [REDACTED]
DOB 09 Jan 2002	Father's Name [REDACTED]	Do you have a PAN? No
PAN Number N/A	Reference Number [REDACTED]	

#### Business Details

Udyam Registration Number N/A	Establishment Type N/A	Business Description N/A
Products Offered Cotton Candy	Preferred E-commerce Platform Amazon (B2B & B2C)	Digital Marketing Platform Instagram, Facebook
Interested in Training Program Online Sales (Orders, Returns, Customer Service)	Interested in Alternative Business Funding MSE Stock Exchange (NSE / BSE) / IPO	Training Program Advanced Training
Are you Register throuth Agency? Yes	Agency Name [REDACTED]	

#### Address

Location Rural	Full Address [REDACTED]	District Balod
Block Balod	Tehsil Gunderdehi	Village Name Bhothali
PIN 492013		

#### Bank Details

Account Number N/A	IFSC Code N/A
-----------------------	------------------

#### Documents Required for Registration

Photograph of the Owner <a href="#">Download</a>	Udyam Certificate N/A	Business Logo N/A
Scan Signature of the Owner N/A	Pan Card N/A	GST Certificate N/A
Photocopy of Cheque / Passbook N/A		

**Figure 4.9: View Profile Details**